

# Nursery

## Art - Years Nursery -6



### Nursery Rhymes

This project teaches children to create controlled marks, including closed shapes with continuous lines and begin to use their shapes to represent objects

**Children will mark make to represent their ideas, thoughts and feelings, including self-portraits**




### Night and Day

This project teaches children to create using different media

**The children will create art using natural materials**

**Linked Projects: With links to Seasonal Changes (Science)**



### New Life

This project will explore a variety of materials, tools and techniques, experimenting with colour, form and function

**Children will create life drawings (using crayons and coloured pencils)/paintings**



### It's cold out there

This project focuses on exploring colours and colour mixing.

**The children will explore hot/cold colours, tones and tints.**

Key Artist:

**Andy Goldsworthy**




Key Artist:  
**Van Gogh – Sunflowers**



**Linked Projects: Seasonal Changes (Science)**

# Nursery

## Art- Years Nursery – Year 6



### What's in the garden

This project teaches children to explore a variety of techniques, experimenting with colour, design and texture.

**The children will create a collage Kandinsky Tree, using circles of summer colours**

Key Artist:

**Wassily Kandinsky**



### People Who Help Us

This project will focus on representing ideas, thoughts and feelings using different media

**The children will explore junk modelling to create models of vehicles.**

**Linked Projects: Seasonal Changes (Science)**

## Art - Years Nursery -6

### Reception



#### Let's Explore

This project focuses on exploring a variety of tools and techniques and experimenting with colour

**Children will paint landscapes with watercolours and draw self portraits**

**Linked Projects:**  
**With links to Seasonal Changes (Science)**

Key Artist:

**Leonardo da Vinci**



#### Marvellous Machines

This project focuses on creating art in different ways, to express thoughts, ideas and feelings

**Children will use natural materials and loose parts such as nuts and bolts, to make 2-D and 3-D art**



#### Long Ago

In this project the children will explore colour mixing.

They will also develop their skills in using malleable materials.

**Children will mix colours to paint portraits of each other and create sculptures using clay**

**Linked Projects:**  
**With links to Seasonal Changes (Science)**



#### Ready Steady Grow

This project focuses exploring a variety of materials, tools and techniques experimenting with designs, patterns and effects.

**Children will create life drawings using pastels/pencils/chalk**

**Printing using fruit and vegetables**

Key Artist:

**Giuseppe Acrimboldo**



**Reception**



**Animal Safari**

The project will explore a variety of materials and techniques, experimenting with colour, design and texture

**Children will create collages of animals**

**Linked Projects: Creep, Crawl and Wriggle.**

**With links to seasonal changes (Science) and Geography (Habitats, animals around the world)**

Key Artist  
**Henri Matisse**



**On the Beach**

This project focuses on children responding to what they hear and see using paint in different ways

**Children will use pointillism to paint a seaside scene and create an under the sea mural**

**Linked Projects: Geography (Places, Physical/ human features)**

Key Artist:  
**Contemporary Art  
Laura Wall**



## Art - Years Nursery -6

### Year 1



#### Mix it up!

This project teaches children about basic colour theory by studying the colour wheel and colour mixing. It includes an exploration of primary and secondary colours and how artists use colour in their artwork.

**Children to draw and paint self portraits.**

Key Artist:

**Jane Perkins**

**Linked to Reduce, Reuse, Recycle**




#### Rain and Sunrays

This project teaches children about collagraph printing, including how to develop a motif to make single and repeated prints.

**Linked Projects:**

**With links to Seasonal Changes (Science)**



#### Flower Head

This project teaches children about the visual elements of flowers, including shape, texture, colour, pattern and form. They also explore various artistic methods, including drawing, printmaking and 3-D forms, using paper and clay.

**With links to Plants - (Science)**



#### Portraits and Poses

This project teaches children about portraiture. They analyse the portraits of Tudor monarchs and compare Tudor portraits and selfies today. They use photo editing software to create royal portraits.

**Linked Projects: Magnificent Monarchs (History)**



Key Artist:

**Yayoi Kusama**



## Year 3




This project teaches children about artistic techniques used in sketching, printmaking and sculpture.

**Project links – Rocks, Relics and rumbles.**

**With links to Rocks and Fossils (Science)**

Key Artist:  
**Angie Lewin**




This project teaches children about the history of mosaics, before focusing on the colours, patterns and themes found in Roman mosaic. The children learn techniques to help them design and make a mosaic border tile.

**Project links – Emperors and Empires (History)**

## Art - Years Nursery -6

## Year 4

Key Artist:  
**Monet**



This project teaches children about the techniques that artists use when composing landscape images, such as colour and atmosphere.

**Project links – Misty Mountain, Winding River (Geography)**



This project teaches children about the artform of weaving and how it has developed over time, including the materials and techniques required to create woven patterns and products.

**Project links – Invasion (History)**

## Year 5



This project teaches children about the significance and art of the taotie motif, including ancient and contemporary casting methods.

**Project linked to Dynamic Dynasties (History)**

Key Artists:

**Pablo Picasso and Rembrandt**



**Line, Light and Shadow**  
This project teaches children about the visual qualities of line, light and shadow. They explore the work of Pablo Picasso and Rembrandt and are introduced to a range of shading techniques. They take black and white photographs and use pencil, pen and ink wash to reimagine their photographs in a shaded drawing.



This project teaches children about the Expressionist art movement and the 'Father of Expressionism', Edvard Munch. They explore different ways to portray feelings and emotions in art to create an imaginative self-portrait.

Key Artist:


**Edvard Munch**

## Art - Years Nursery -6

*Architects*

**Zaha Hadid & Frank Gehry**

**This is taught through the DT Project 'Architecture':**



This project teaches children about the Inuit way of life, including some of their cultural and artistic traditions.

**Linked Projects: Inuit (History)**

Key Artist:

**Jessie Donark**

## Year 6



**People and Proportion**

This project teaches children about portraiture, the proportions of the human body, and how to represent figures in art. They explore the distinctive figure drawings of L.S. Lowry, studying how he captured everyday scenes with simplified, stick-like characters. Children develop their understanding of human proportions through sketching and observational drawing, then apply this knowledge to create wire models that show movement and posture. Their final pieces combine drawing and sculpture to reflect Lowry's style and storytelling approach.

**Linked Projects: Local History Study (History)**

Key Artist:

**L.S Lowry**

Aspect	Progression across Years EYFS–6
<b>Colour Theory</b>	EYFS; Exploration of colour (Colour mixing) → Year 1–2: Primary/Secondary colours → Year 3–4: Mosaic palette, expressive colour use → Year 5–6: Mood, light, tone and atmosphere.
<b>Drawing Techniques</b>	EYFS; Drawing skills (closed lines/closed shapes) and portraits → Year 1; Monarch/Self Portraits → Year 2; Portraits → Year 3: Sketching and fossils → Year 4: Landscapes → Year 5–6: Observational drawings (Line and shadow, proportion, movement).
<b>Sculpture &amp; 3D</b>	EYFS; Malleable materials (playdough and clay), 3D art using natural materials and loose parts → Year 2: Clay flowers → Year 3: Fossils → Year 6: Wire modelling (proportion and pose).
<b>Printmaking</b>	EYFS; Print making using a variety of objects- fruit, vegetables, sponges. Rollers, tools → Year 1-2: Collagraph → Year 3: Printmaking with natural textures → Year 5: Etching and motif design.
<b>Art History &amp; Artists</b>	EYFS; Explore work and techniques of key artists → Basic artist studies in KS1 → More advanced studies of movements (Expressionism, Impressionism) and artists' techniques in KS2.
<b>Cross-curricular links</b>	EYFS; Linked to Science (New life, seasons, plants) History (Sculpture, portraits) and Geography (Places, Landscapes) → KS1 – Linked to science (e.g. plants, seasons) and history → KS2 – Integrated with history (Romans, Monarchs, Inuit), geography (landscapes), DT (architecture).